



RICHMOND HILL CENTRE
FOR THE PERFORMING ARTS

TECH SPECS



CONTACT INFORMATION

Theatre Manager	Michael Grit	(905) 787-8471 Ext 222 Fax: (905) 787-9757	Michael.grit@richmondhill.ca
Backstage Coordinator	Graham Maxwell	(905) 787-1413 Fax: (905) 787-9945	Graham.maxwell@richmondhill.ca
Coordinator Front of House Services	Sandra Angers	(905) 787-8471 Ext 224 Fax: (905) 787-9757	Sandra.angers@richmondhill.ca
Marketing & Development Coordinator	Eli Lukawitz	(905) 787-8471 Ext 225 Fax: (905) 787-9757	Eli.lukawitz@richmondhill.ca
Box Office Manager	Matthew Knox	(905) 787-8471 Ext 230 Fax: (905) 787-9865	mknnox@rhcentre.ca
Administrative Assistant	Collette Meggitt	(905) 787-8471 Ext 221 Fax: (905) 787-9757	Collette.meggitt@richmondhill.ca

Richmond Hill Centre for the Performing Arts

10268 Yonge Street • Richmond Hill, ON • M4M 1V9 • (905) 787-8471

Parking

Parking for the theatre is located on the West side of the building. There are three parking lots, free of charge. During the season we are a very busy facility and at times the parking lot becomes full. In these cases we suggest taking a minute and parking on Church Street (One block east of Yonge Street) either on the street or at the Elgin Barrow Arena.

Fire Safety

The Richmond Hill Centre for the Performing Arts complies with all applicable Municipal, Provincial and Federal regulations regarding fire safety. The Theatre management must approve of any alternate seating or set up plans in the auditorium, lobby and backstage spaces. Respecting our rules and regulations is greatly appreciated.

Seating Capacity

The auditorium has a total of 631 seats with orchestra pit seating. The front of our stage is a hydraulic lift which is either used as a thrust stage or we lowered for an orchestra. 38 theatre can be available if the orchestra pit is not required.

When there is a show that includes an orchestra with dialogue (Musical Comedy) or Rock concerts, 6 seats in both Rows L and M a mixing station for sound can be installed.

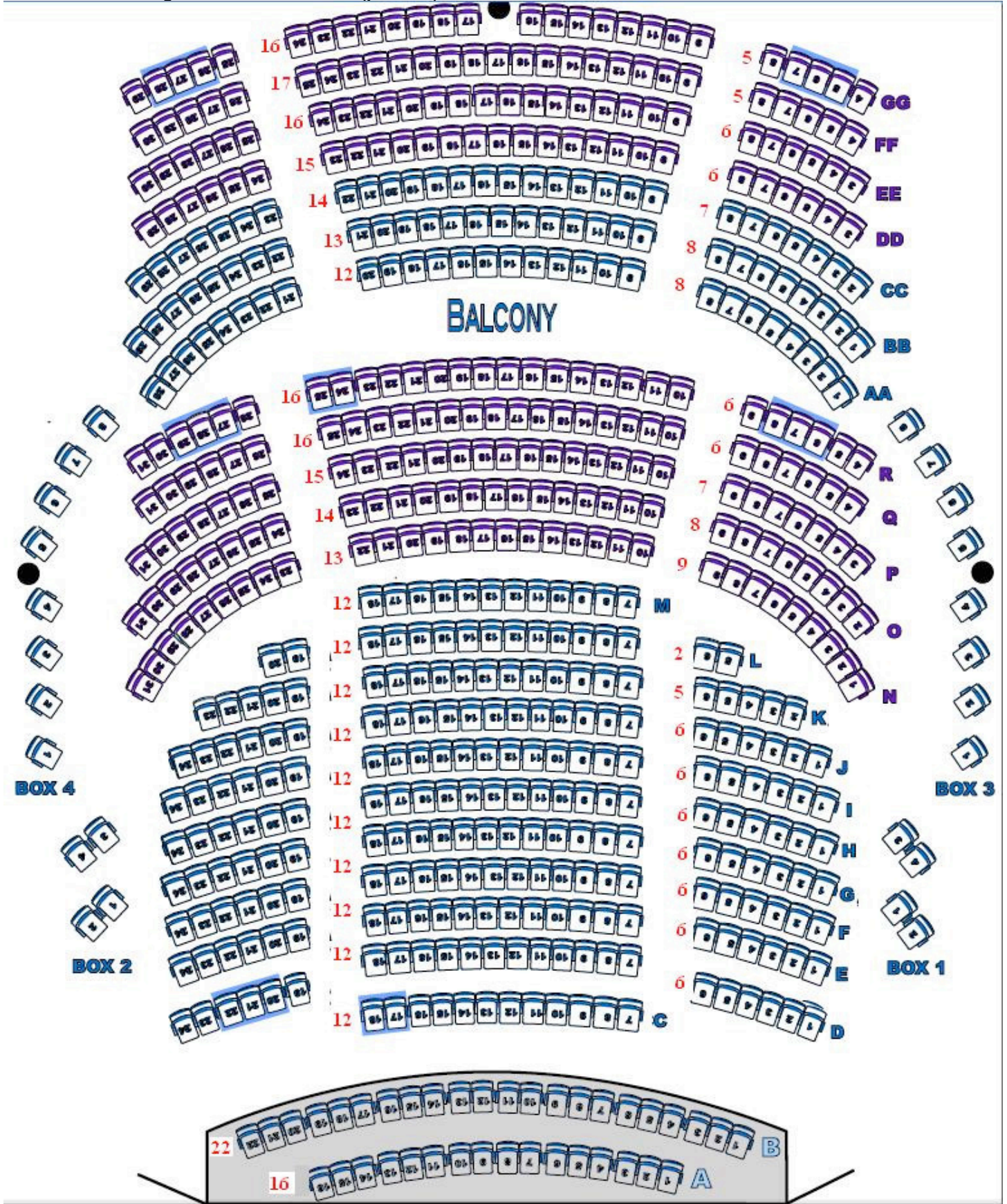
Below are the total in seating with different configurations:

Auditorium Seating Breakdown of Seats

Full Auditorium – all seats installed, No Mix Station, but with Orchestra Pit seating (rows A and B)	631 seats
Orchestra seating (lower auditorium) only (with Orchestra Pit seating installed and 8 box seats and 11 wheelchair removable seats which accommodates 4-6 wheel chairs)	422 seats
Orchestra seating (without Orchestra Pit seating)	384 seats
Orchestra seating (without pit seat but with MIX station installed, 12 seats removed)	372 seats
Orchestra seating (with Orchestra Pit seating in and Mix Station installed)	410 seats
Balcony seating (Includes 16 box seats and 6 wheelchair removable seats accommodating 3-4 wheelchairs)	209 seats

Please refer to the Seating chart on page 3. Specify on the box office form what seating you want to sell and specify what tickets you prefer to have printed. Remember a band or Musical uses the Sound Mixing Station, and in some cases the orchestra pit for an orchestra.

Auditorium Seating Breakdown of Seats (per row)



Loading Dock

Truck access is via the loading dock on the South side of the building. Stop at the main lobby to notify box office staff that you have arrived so that crew can greet you at the loading dock. The loading dock leveler is on the right side of the loading dock and very close to a cement retaining wall. When you back in to the dock you will probably have to exit your vehicle through the passenger side if you have lined up with the leveler properly.

Artist Access

The stage door entrance is on the south-east corner of the building. If you are in a large company of performers/artists you will be required to enter and exit through this door , as well as sign the log book.

Production Office

There is a production office located on the main floor in the backstage hall. It has Wifi access and a phone with exterior line. computers or printers are not provided. There is a black and white photocopier available on the main floor for your use.

Dressing Rooms:

There are a variety of spaces to accommodate your groups needs

- 1 Green room is on the top floor backstage. We request that meals for your crew, and organizers use this room. It has a small kitchenette, small piano, microwave, and television included. We prefer artists/ guests older than 18 years old only use this room without supervision.
- 2 Large Chorus dressing rooms Upstairs.
- 1 Hair and make up dressing area ideal for large groups as another dressing area.
- 2 Star dressing rooms on the main floor backstage across from Stage left doors. 2 Large dressing rooms in the basement level as well as two smaller dressing rooms equal to the star dressing rooms on the main floor.
- 1 Wardrobe room in the basement as a dressing room unless other wise specified.
- 2 Large dressing rooms in the basement level as well as two smaller dressing rooms equal to the star dressing rooms on the main floor.

PERFORMANCE EQUIPMENT INVENTORY

Main Stage Dimensions

Proscenium Height	30'
Proscenium Width`	40'
Stage Deck with no Drapery	80' wide x 40' deep
Stage-Right Wing Space	20' x 40' deep
Stage-Left Wing Space	20' x 40' deep
Throw Distance from Follow spot Booth	72'
Border Trim Height	26"
Stage to House floor	34"
Stage Floor to Grid Height	61'
Orchestra Pit Capacity	With the Pit down – 27 players
Orchestra Pit Dimensions - Depth	8' Deep at stage level, 12 at pit level
Orchestra Pit seating capacity	38 seats
Orchestra pit height when Pit down`	8'

***Note: The orchestra pit can not raise or lower performers during a performance

Fly Lines	31 Lines Total (not including Solid Border/ Solid Legs/ Projection Screen or Main Curtain.
Fly Lines used for Electrics	7 Lines
Fly Lines used for Border/ Legs	8 Lines
Black Out Curtain Location	Mid-Stage
Black Traveler	Downstage of Cyc
Spare Fly Lines	12 Lines (Please check ahead of your production as they are used for various other constant pieces of scenery).
Scrim	30' x 50' White Scrim/ 30' x 50' Black Scrim

Riser Inventory:

15	4' x 8' riser decks (carpet one side, vinyl other side)
5	12" high x 8' x4' riser leg units
5	24" high x 8' x4' riser leg units
3	32" high x 8' x4' riser leg units (Can be modified to 48" high)

*** Note – the 32" risers if needing 5, are set up that three risers are spread out and two risers are floated on suspension brackets between the first and third and third and 5th risers to create 5 risers in a row.

We can also (if given prior notice) create a few rolling risers for drum risers etc

Music/ Staging:

142	Musician's Posture chairs
6	Carts for Music chairs
80	Manhasset Music Stands
1	Conductor Double Score Music Stand
3	3 Manhasset Music Stand Carts
20	PVC 72" x 28" folding tables
1	Lecturn

Riser Inventory:

- 2 Adjustable Stair-EZ Lift 32" x 48" high (adjustable) 5 step stair units.
- 15 4' x 8' riser decks (carpet one side, vinyl other side)
- 5 12" high x 8' x4' riser leg units
- 5 24" high x 8' x4' riser leg units
- 3 32" high x 8' x4' riser leg units (Can be raised to 48")

**** Note – the 32" risers if needing 5, are set up that three risers are spread out and two risers are floated on suspension brackets between the first and third and third and 5th risers to create 5 risers in a row.*

We can also (if given prior notice) create a few rolling risers for drum risers etc.

Misc. Equipment:

- 6 Metal Rolling Costume Racks
- 2 Washing Machines
- 2 Dryers
- 2 Irons
- 2 Ironing Boards
- 2 Clothing Steamers

AUDIO SPECS

Front-of-House Mix Locations

The sound/ lighting control room is located at the back of the orchestra level of the theatre.
The House- sound-mix position is located in rows L and M when each 2 rows of 6 seats is removed.

Main Sound Console

The theatre comes equipped with an Allen & Heath GL2800 analogue mixing console
There are 48 inputs, L-C-R, 8 groups, 10 auxiliary sends, and 11x4 matrix

Front-of-House Racks

This is a list of all sound equipment built into the auditorium which powers the sound system.

Processing:

1	Ashly 4.2RD	Graphic Equalizer Remote
1	Ashly 4.24GS	4-channel Graphic Equalizer Slave
1	Ashly 2.24GS	2-channel Graphic equalizer Slave
1	Rane C4	4-channel Compressor / Limiter
1	Rane G4	4-channel Gate
1	TC M2000	Effects Processor
1	Yamaha SPX2000	Effects Processor

Playback and Recording:

2	Tascam CD-01U Pro	Compact Disc Player
1	Tascam CD-RW901SL	Compact Disc Recorder

Speaker and Processing System:

The Theatre is equipped with an EAW Loudspeaker System in a Left-Centre-Right format. It is powered by Lab Gruppen Amplifiers and managed / processed via SYMNET.

Centre Cluster:

1	EAW AX396
1	EAW AX364

Side Clusters (per side)

1	EAW AX396
1	EAW AX364
1	EAW SB250
1	EAW LS432

Stage Lip Fills:

8	EAW UB12Se
---	------------

Surrounds:

8	Orchestra Level: EAW UB52
6	Balcony Level: EAW UB52

Monitors:

4	EAW SM109z
4	EAW SM129z

***Please note: the house monitors are run from the front of house console on a minimum of 4 individual mixes. If more mixes are required a separate monitor system can be rented and scaled to the size needed at an extra cost.

SOUND EQUIPMENT INVENTORY

This is the inventory for all sound equipment available for renter use:

Microphones:

6	Shure SM58
4	Shure SM57
1	Shure beta52
4	Shure KSM137
2	EV Re-20
2	Sennheiser MD 421 II
4	Sennheiser e604
2	Sennheiser MKH 416
4	Crown PCC-160

DI Boxes:

6	Radial JDI
2	JDI Duplex

Wireless Microphones:

4	Sennheiser EM 300 G2 Receivers
4	Sennheiser SK 300 Bodypack Transmitters
4	Sennheiser MKE2G-EW Lavalier Mic.
4	Sennheiser SKM345 Hand-held Transmitter

**** Note: Although there are 8 transmitters, you can only use 4 wireless devices at any one time.*

Please be aware that Wireless mics are only for use with seminars, not for musicals unless they are rented from us

Microphone Stands:

6	K&M 25960 (short) Boom
12	K&M 25600 (Tall) Boom
2	Ultimate MC-97 (Round-base straight stand)

Cable:

50	20' XLR
30	30' XLR
20	50' XLR
1	50' 12 Channel Sub Snake
6	25' NL4
4	50' NL4
4	NL4MM-X-Coupler

Clear-Com:

There are 4 channels of Clear-Com in the building with panels located in key locations such as the main stage, Plaza Suite, Telecom Room, Follow Spot booth, Projection booth and the control Room.

10	RS-601 Belt Packs
2	RS-602 Two Channel Belt Pack
2	CC-260 Double Muff Head Set
10	CC-95 Single Muff Head Set
2	HS-6 Hand Set
2	FL-1 Call Signal Flasher (in sound booth)

Wireless Clear Com:

- 1 HME DX210 System
- 1 2 Channel base Station with 2 Channels
- 1 115/230VAC Power Supply/ 115 VAC power cord
- 4 BP210 Beltpacks (each – 2 batteries and pouch)
- 5 HS Single Muff Head-Sets
- AC Battery charger
- 2 2.M-002 HS 15 D Headsets (Double muff noise cancelling)

Projection Equipment

- 1 35 mm Simplex Projector with 3 platter system
- 1 12,000 Lumen High def. Digital Projector Christie Roadster HD12K (model 104-010101-01)
- Lamped: 2.0 kw Lamp + Filter Kit – 003-120135-01
- 1 Dolby CP650 Surround Processor
- 1 Blu-Ray Player

** Laptops can be plugged in either stage-left or the control booth – Max resolution 1280 x 768

Assisted Listening Infrared System for hard of hearing:

- 1 Sennheiser SI-1015/NT Infrared Modulator
- 4 Sennheiser SZI-1051 Infrared Emitter
- 25 Sennheiser HDI 302 Infrared Head sets
- 5 Sennheiser EZT1011 Infrared Neck Induction Loop

Paging System:

The paging system can reach all backstage areas and the lobby area. It cannot reach the Plaza Suite.

Power Distribution

This is a breakdown of how all power is distributed throughout the Stage.

Loading Dock:

- 400 Amp Lighting Company switch- 3 Phase
- 400 Amp Audio company switch 3-Phase
- 40 Amp Stove Plug for Shore power

Stage:

- 4 100 Amp General use 3-Phase connects located:
 - Down-Stage Left
 - Down-Stage Right
 - Up-Stage Left
 - Up-Stage Right
- 4 Panels located beside the disconnects which contain:
 - 8 20 Amp U-Ground Circuits
 - 8 20 Amp Twist-Loc Circuits

***All are non-dims

*****Note All Disconnects can take either bare-wire or Cam-lock connectors ***Cam-Locks a NOT ground neutral reversed**

<p>The entire Audio system runs on its own isolated ground and transformer. 20 –Amp U-Ground circuits are located on audio panels located:</p> <ul style="list-style-type: none"> • Down-Stage Left • Down-Stage Right • Up-Stage Wall – Left, Right and Centre 	<ul style="list-style-type: none"> • Orchestra Pit • Balcony Face • House Mixing station Pit • Centre of Auditorium via floor panel • Control Booth • Plaza Suite <p>*** There is also a portable 100 Amp/ 3 Phase Distro. with 50’ feeder cable that can be tied into any of the disconnects.</p>
--------------------------------------------------------------------------------------------------------------------------------------------------------------------------------------------------------------------------------------------------------------------------------------------------	-----------------------------------------------------------------------------------------------------------------------------------------------------------------------------------------------------------------------------------------------------------------------------------------------------------------------------------------------------------------------

LIGHTING EQUIPMENT

Here is a list of all lighting equipment used in the theatre:

Control:

- 1 ETC CONGO (full Size) operating in ETC Net 2 Protocol via Ethernet
- 1 ETC CONGOR jr. (for use in the Plaza Suite)
- 1 ETC CONGO PC – (for use as a design monitor)
- 1 ETC Remote Focus Unit

Automated Fixtures:

- 4 Vari*Lite VL2500 Spot Fixture – Black
- 4 Martin Mac 250 Entours – Black
- 12 Martin Smart-Mac – Black
- 19 Rosco I-Cue Intelligent Mirrors
- 4 Groups of 4 American DJ disco lights
- 14 Clay Paky Alpha Spot HPE

***Note: 4 Smart Macs usually are set up in the Plaza Suite

Conventional Lights:

- 171 ETC Source 4 Body
- 2 ETC Source 4 - 10 Degree Lens
- 62 ETC Source 4 - 19 Degree Lens
- 65 ETC Source 4 - 26 Degree Lens
- 47 ETC Source 4 - 36 Degree Lens
- 10 ETC Source 4 - 50 Degree Lens
- 6 ETC Source 4 – Zoom 15- 30 Degree Lens
- 26 ETC Source 4 – Parcan with Lens Kit (575 w)
- 22 ETC Source 4 – Parnel –(575w)

***Note: 4 ETC Source 4 Zooms are set up in the plaza Suite and depending on the event - up to 8 more Source 4's are set up in the LX plot in the Plaza Suite.

Led Fixtures:

- 6 Pixelrage Pixel Line 1044 RGB (for Cyclorama)
- 20 Pixel Range Par 44 Black RGBA
- 10 Microh LED Par 64SBK11

Follow Spot Fixtures:

- 2 Lycian Follow Spots – 1271 Starklight Long throw lens (1200w)

Atmospherics:

- 2 Lemaitre Radiance Hazer with DMX

Colour Changers:

- 22 Chroma Q Plus 20 Frame Scrollers
 - R00 R4630 R318 399
 - R371 R51 R57 R355
 - R359 R2007 R325 446
 - R27 R22 R17 R94
 - R95 R75 R74 R3208
- 22 6 ¼" Mounting Brackets
- 22 7 ½" Mounting Brackets

Power and DMX:

4	Terminator XLR 5-Pin male 120) HM
2	DMX OPTO Splitter 1 in/ 6 out – 5 Pin
30	25' DMX Cable with 5 Pin
20	10' DMX 5 Pin
30	10' 12/3 TWL L5-20 Cable
30	25' 12/3 TWL L5-20 Cable
15	18" 12/3 TWL L5-20 Cable 2 Fers
30	25' 12/3 Edison Cable
12	50' 12/3 Edison Cable
12	100' 12/3 Edison Cable
20	18" 12/3 Edison Cable 2 Fers
1	LEX Power Distro P/N DB100A – A401520
2	10' Feeder #2 5 Wire Jumper

***NOTE: Pyro/ Fireworks are not permitted in this theatre for any performance.

Accessories:

8 8' tall Dance Booms with 50lb Bell Base
 16 Steel Pipe Boom Side Arms
 40 Top Hat Source 4 – Full
 10 Iris Kit ETC Source 4
 40 A-Size Gobo Holder
 12 B-Size Gobo Holder

QUANTITY	GOBO CATEGORY	GOBO NAME	GOBO SIZE
1	ABSTRACT	Glass Diamonds	B
8	BREAK UPS	Squares	A
7	BREAK UPS	Squares	B
4	CLOUDS	Clouds	B
1	DOTS	Home made	B
1	DOTS	Bethlehem	B
4	DOTS	Bubbles	B
1	LEAF	Vines	B
4	LEAF	Leaf Breakups Medium	A
4	LEAF	Foliage	A
2	LEAF	Thornery	B
2	LEAF	Thornery Break up	A
1	LEAF	Southern Swamp	A
13	LINES	Splinters	B
7	LINES	Splinters	B
2	LINES	Grating	B
7	LINES	Splinters	B
13	LINES	Splinters	B
1	PATTERNS	RHCPA Logo - Glass	B
2	PATTERNS	Dream Grill	B
5	PATTERNS	Matisse	B
1	PATTERNS	Open Stipples	A
1	SNOWFLAKES	Poinsettia	B
3	SNOWFLAKES	Snowflake Single	B
3	SNOWFLAKES	Medium Snowflakes	B
3	SNOWFLAKES	Snowflakes Small	B
1	WINDOWS	Cross	B
1	WINDOWS	Church Window	B

Plaza Suite

This is a multi-purpose room used for receptions, events, small cabaret shows, trade shows and rehearsals/classes. The room size is 34' x 52' and it looks out on the exterior.

Seating:

The floor is sprung with a vinyl covering, terrific for dance and rehearsal.

Cabaret style (<i>with seating and cabaret tables with chairs</i>)	150 Persons
Classroom style (6' long tables with chairs in rows)	86 Persons
Reception (<i>usually with a few tables for food plus 5 glass cruiser tables</i>)	180 persons
Theatre seating (<i>rows of eating much like in a theatre but on one level</i>)	120 seats

Dimensions of Room:

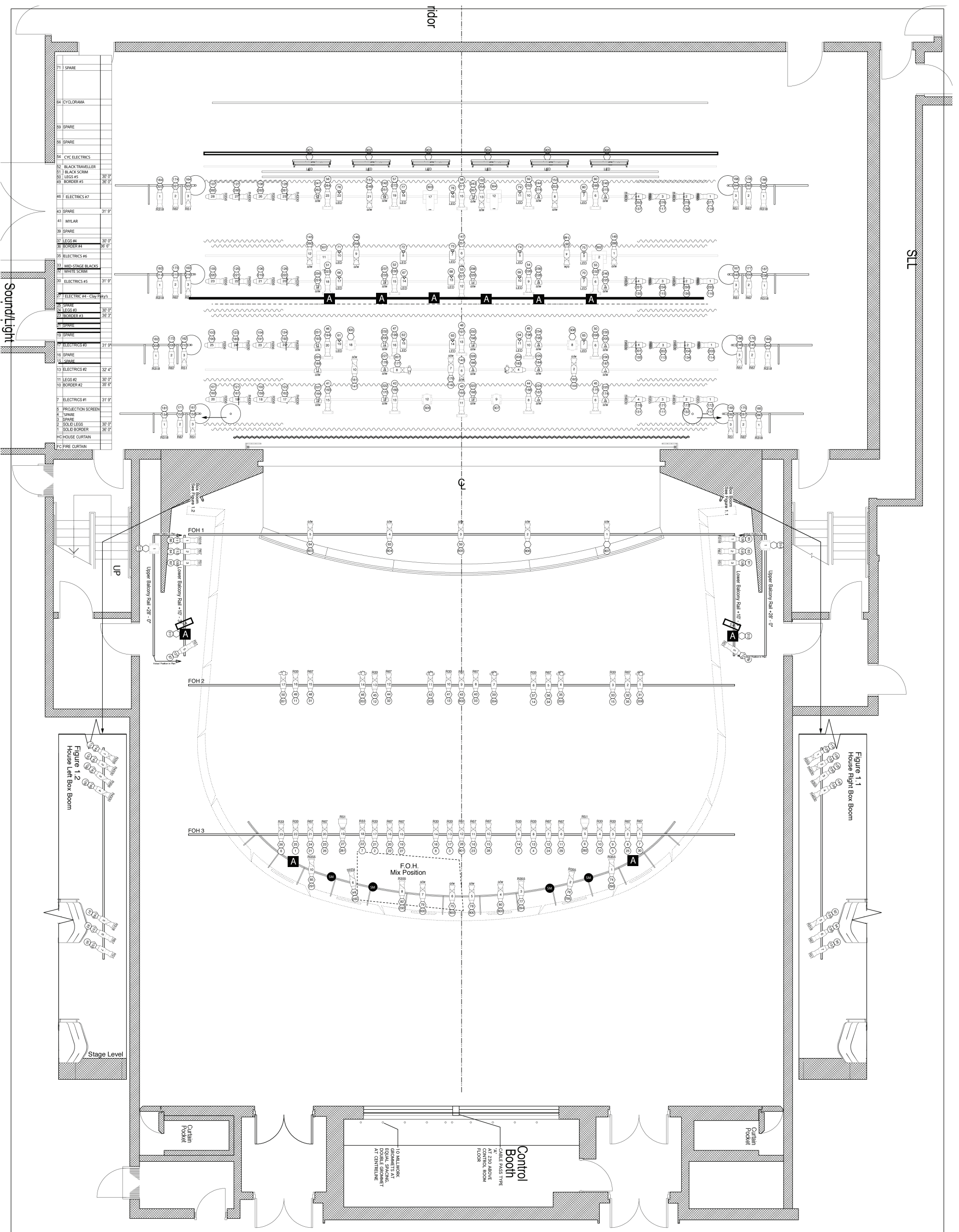
52' x 34' with 18' from the floor to the lighting grid.

Lighting:

1	ETC CONGO jr. Lighting console
4	ETC Fixtures Source 4 Zoom 15-10 degree with gobos for atmosphere
4	Martin Smart Macs
15	(Depending on the show) ETC Fixtures Source 4 – 26 Degree lenses.
6	LED par RGB
1	8 Channel Portable Sound Board with two portable speaker booms
4	Speakers in corners of room
2	Wireless Mics for use in this room only
2	Lav Mics for use in this room only
MISC.	If other equipment is needed for this room , please notify a few days prior to event.
1	Yamaha – electronic piano – Glossy Black

Projection:

1	Hung 8' x 6' Projection Screen
1	BenQ 3200 Lumen video projector with remote – Please bring PC laptop to run video



Fixtures	Quantity	Unit	Amount
Source 4 1000g	60	60	2
Source 4 2000g	60	60	0
Source 4 3000g	32	42	10
Source 4 5000g	8	8	0
54 7500 MLT	12	12	3
Panel Range 7' x 4'	30	30	0
V. 2000	4	4	0
M.A.C. 2000 Fixture	4	4	0
Panel 10' x 8'	6	6	0
Panel 10' x 6'	6	6	0

Accessories	Quantity	Unit	Amount
Orbit	22	22	0
Orbit 2 1/2"	10	8	2
Orbit 3"	10	8	2

Legend	Symbol	Description
SMART MAC	Circle with 'M'	SMART MAC
CLAMP	Circle with 'C'	CLAMP
CLAMP	Circle with 'A'	CLAMP
CLAMP	Circle with 'D'	CLAMP
CLAMP	Circle with 'E'	CLAMP
CLAMP	Circle with 'F'	CLAMP
CLAMP	Circle with 'G'	CLAMP
CLAMP	Circle with 'H'	CLAMP
CLAMP	Circle with 'I'	CLAMP
CLAMP	Circle with 'J'	CLAMP
CLAMP	Circle with 'K'	CLAMP
CLAMP	Circle with 'L'	CLAMP
CLAMP	Circle with 'M'	CLAMP
CLAMP	Circle with 'N'	CLAMP
CLAMP	Circle with 'O'	CLAMP
CLAMP	Circle with 'P'	CLAMP
CLAMP	Circle with 'Q'	CLAMP
CLAMP	Circle with 'R'	CLAMP
CLAMP	Circle with 'S'	CLAMP
CLAMP	Circle with 'T'	CLAMP
CLAMP	Circle with 'U'	CLAMP
CLAMP	Circle with 'V'	CLAMP
CLAMP	Circle with 'W'	CLAMP
CLAMP	Circle with 'X'	CLAMP
CLAMP	Circle with 'Y'	CLAMP
CLAMP	Circle with 'Z'	CLAMP

Control Booth
 CABLE PASS THRU
 N. 7'30 ABOVE
 CONTROL ROOM
 FLOOR



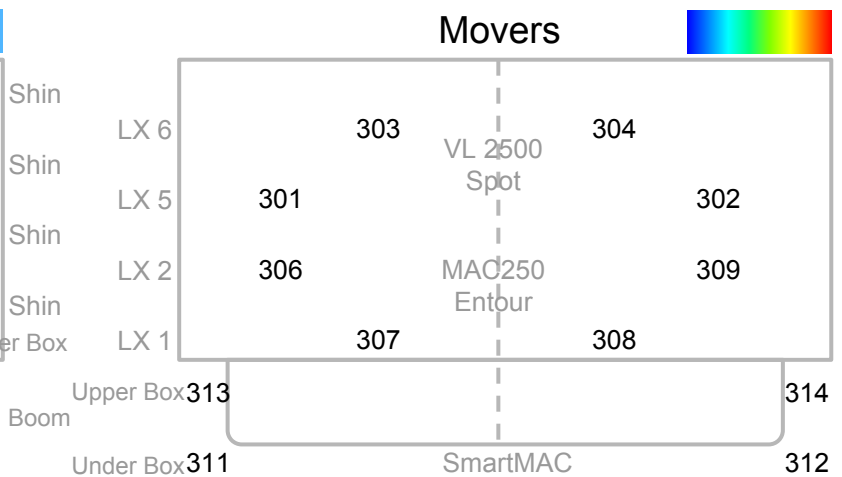
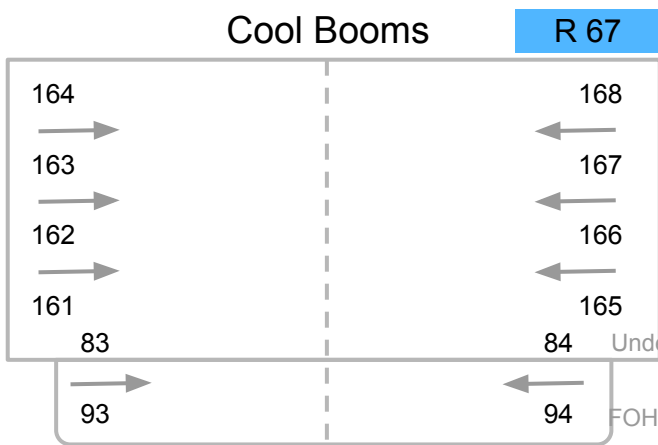
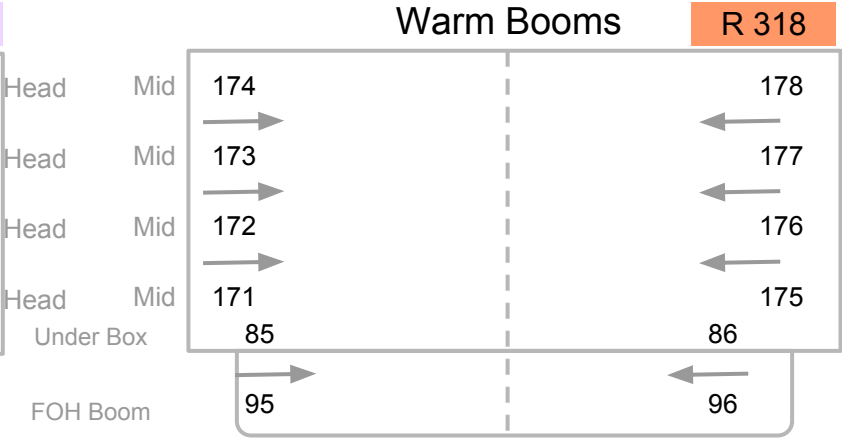
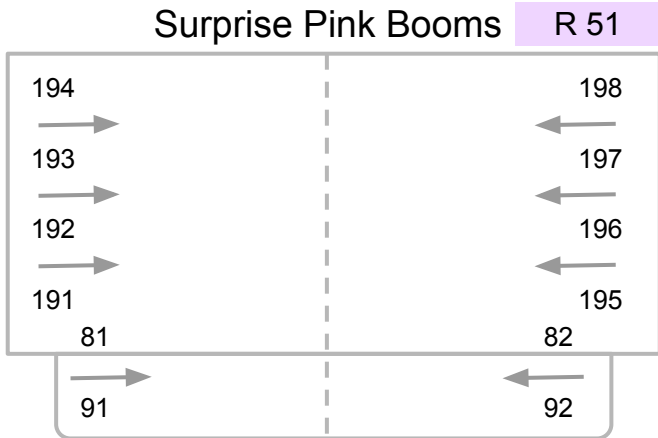
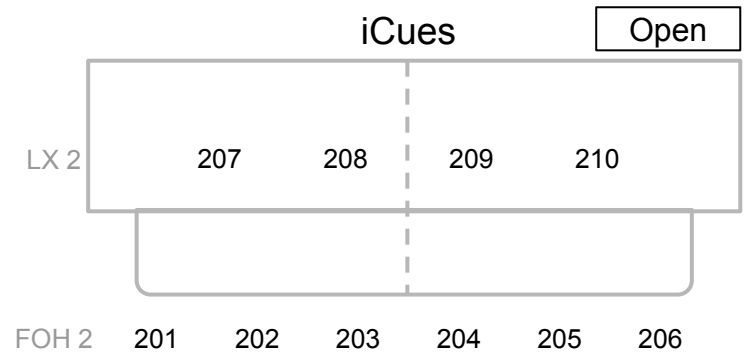
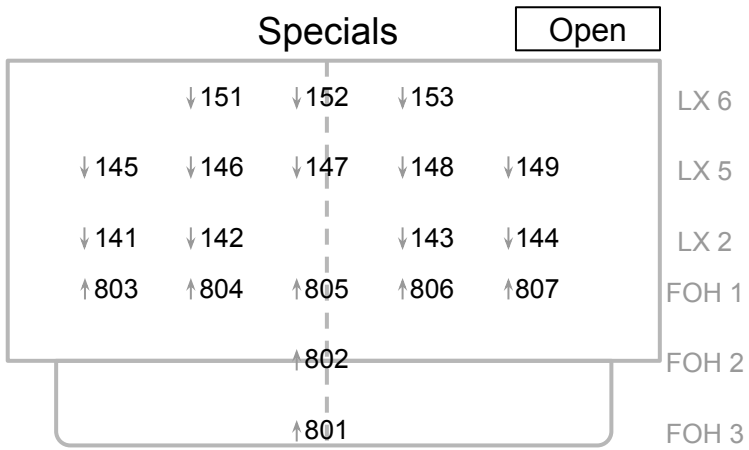
10 MILLWORK
 GROMMETS AT
 DOUBLE GROMMET
 AT CENTRELINE

Lobby

RICHMOND HILL CENTRE
 FOR THE PERFORMING ARTS
 HOUSE LIGHTING PLOT

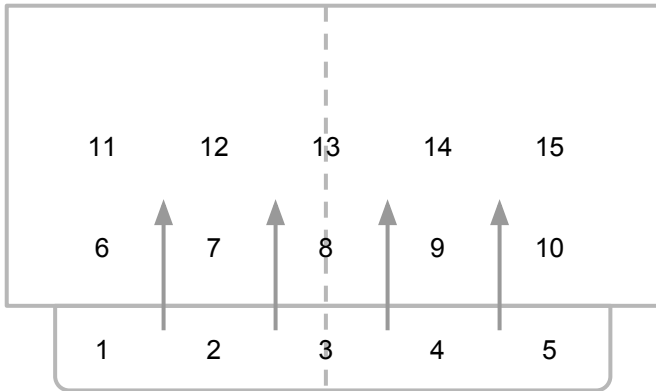
DATE: April 1, 2012
 DATED: MARCH 1, 2015

SCALE: 1/4" = 1'-0"



Warm Fronts

R 09



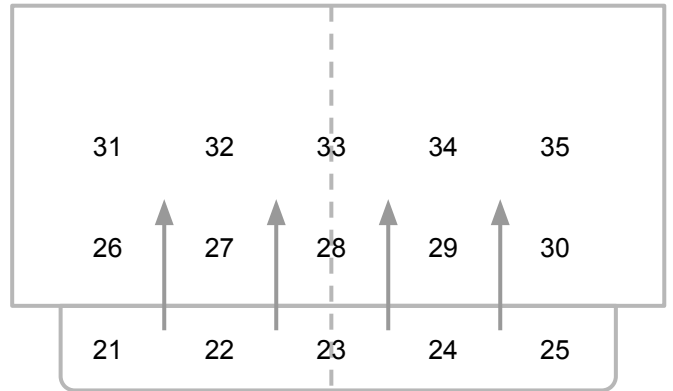
MS

DS

Apron

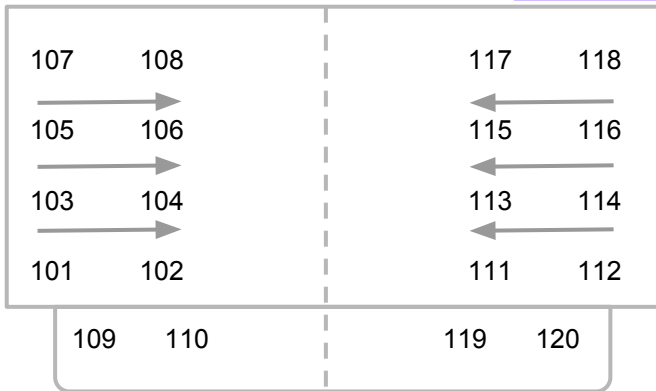
Cool Fronts

R 60



Warm Tips

R 356



LX 5

LX 4

LX 3


LX 1

FOH Boom

Cool Tips

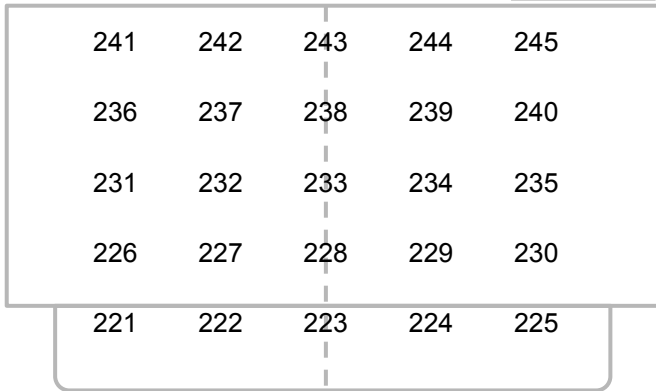


R 4330



Par Backs

Open



LX 6

LX 4

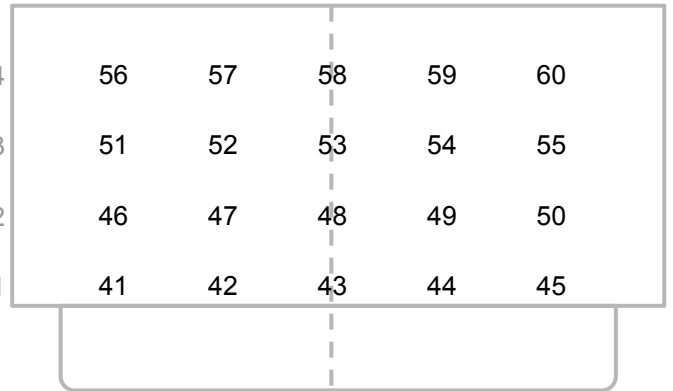
LX 3

LX 2

LX 1

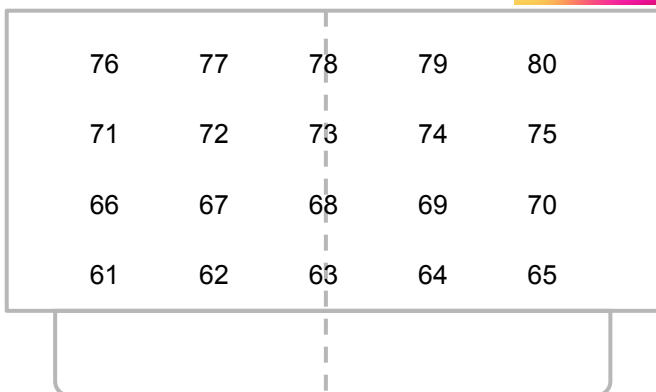
Leko Backs

Scroller



LED Par Backs

RGBA



LX 6

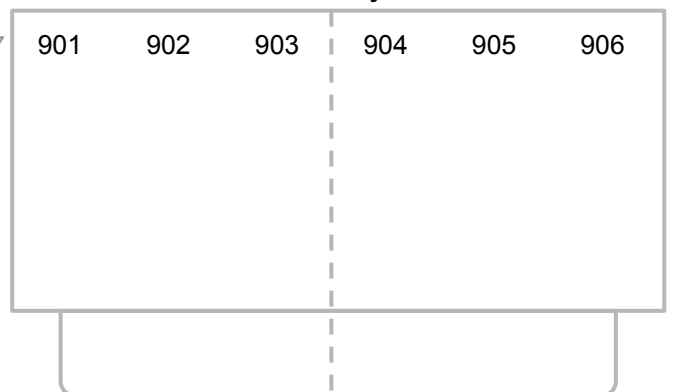
LX 4

LX 3

LX 1

LED Cyc

RGB



LX 7

LINESET NUMBERS	DISTANCE	LINESET DESIGNATION	NEW DESIGNATION ON DATE:
FIRE CURTAIN	3"	DEDICATED SET	
HOUSE CURTAIN	14 13/16"	DEDICATED SET	
SOLID BORDER	24 5/8"	DEDICATED SET	
SOLID LEGS	30 5/8"	DEDICATED SET	
LINESET #3	36 5/8"	SPARE	
LINESET #4	42 5/8"	SPARE	
PROJECTION SCREEN	48 5/8"	DEDICATED SET	
LINESET #7	60 5/8"	ELECTRICS #1	
LINESET #10	78 5/8"	BORDER #2	
LINESET #11	84 5/8"	LEGS #2	
LINESET #13	96 5/8"	ELECTRICS #2	
LINESET #15	108 5/8"	SPARE	
LINESET #16	114 5/8"	SPARE	
DEAD ZONE			
LINESET #17	126 5/8"	ELECTRICS #3	
LINESET #19	138 5/8"	SPARE	
LINESET #21	150 5/8"	SPARE	
LINESET #23	162 5/8"	BORDER #3	
LINESET #24	168 5/8"	LEGS #3	
LINESET #25	174 5/8"	SPARE	
LINESET #27	186 5/8"	ELECTRICS #4- ALPHAS	
LINESET #30	204 5/8"	ELECTRICS #5	
LINESET #32	216 5/8"	WHITE SCRIM	
LINESET #33	222 5/8"	MIDSTAGE BLACK	
LINESET #35	234 5/8"	ELECTRICS #6	
DEAD ZONE			
LINESET #36	246 5/8"	BORDER #4	
LINESET #37	252 5/8"	LEGS #4	
LINESET #39	264 5/8"	SPARE	
LINESET #41	278 5/8"	MYLAR CURTAIN	
LINESET #43	288 5/8"	SPARE	
LINESET #46	306 5/8"	ELECTRICS #7	
LINESET #49	324 5/8"	BORDER #5	
LINESET #50	330 5/8"	LEGS #5	
LINESET #51	336 5/8"	BLACK SCRIM	
LINESET #52	342 5/8"	BLACK TRAVELLER	
LINESET #54	354 5/8"	CYC ELECTRICS	
DEAD ZONE			
LINESET #56	372 5/8"	SPARE	
LINESET #59	390 5/8"	SPARE	
LINESET #64	420 5/8"	CYCLORAMA	
LINESET #71	462 5/8"	SPARE	